


3-STEP GUIDE

to install your LWO Start Template in iObeya




LWO iObeya start template **setup guide**

- ✓ What is an iObeya start template?
- ✓ What are the benefits?
- ✓ Where can I preview the start templates?
- ✓ How do I get the start template in iObeya?
- ✓ How can I learn more about Leading with Obeya?
- ✓ Who can I contact for questions/support?




What is an iObeya Start Template



Element #1

Leading with Obeya board



Element #2

Act and Respond board





Benefits of this template

Efficient

It will save time and energy in setting-up your own Leading With Obeya implementation.

Quick

You're ready to go. Start using it directly during your meetings.

Customizable

You can directly tailor it to your own organizational context.



Where can I preview the start template



Step 1

Visit: <https://partners.iobeya.com/>



Step 2

Login with:

User: demoobeya@leadingwithobeya.com

Password: D3moObeya!

Note

You'll have viewing rights only, so feel free to click around!

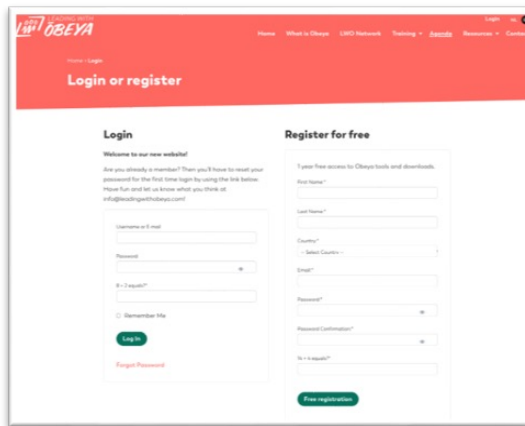


How do I get the start template in iObeya?



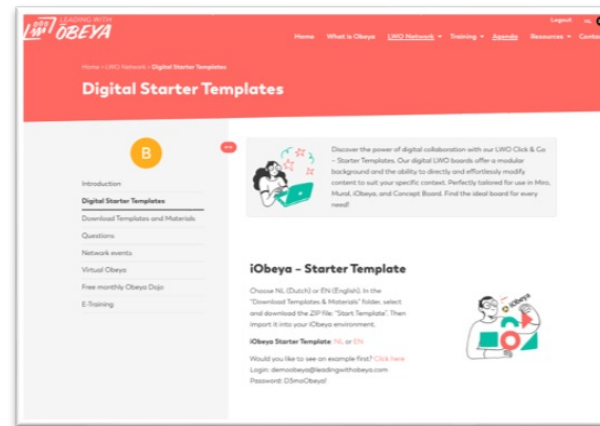
3-step setup guide

(5-10min)



1. Visit our website

Go to <https://leadingwithobeya.com/the-lwo-network/> and sign up by creating a free LWO account.

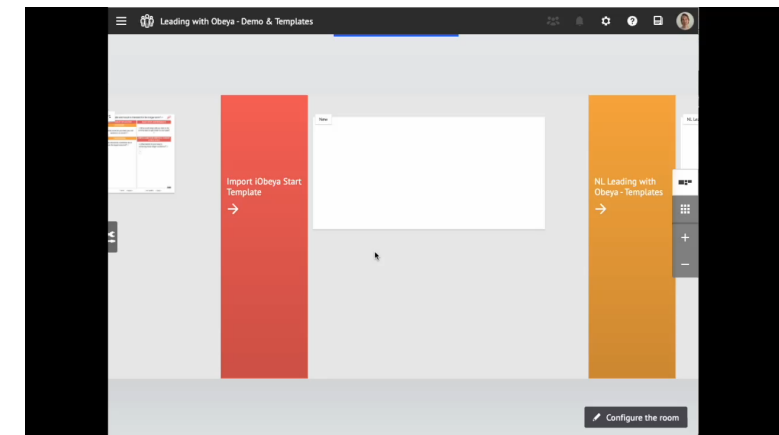


2. Download

Visit the [Digital Starter template section](#) and download your iObeya start template (.zip).

Direct link to:

- ✓ LWO Obeya Board ([English](#)) / ([Dutch](#))
- ✓ LWO Act & Respond Board ([English](#)) / ([Dutch](#))



3. Import

Import the Start template (.zip) file and add it your iObeya Room.

- ✓ Configure Room > Import > Select template (.zip)



Learn more
about LWO



Follow us on LinkedIn

For news, (template) updates, how to's, video's and more...

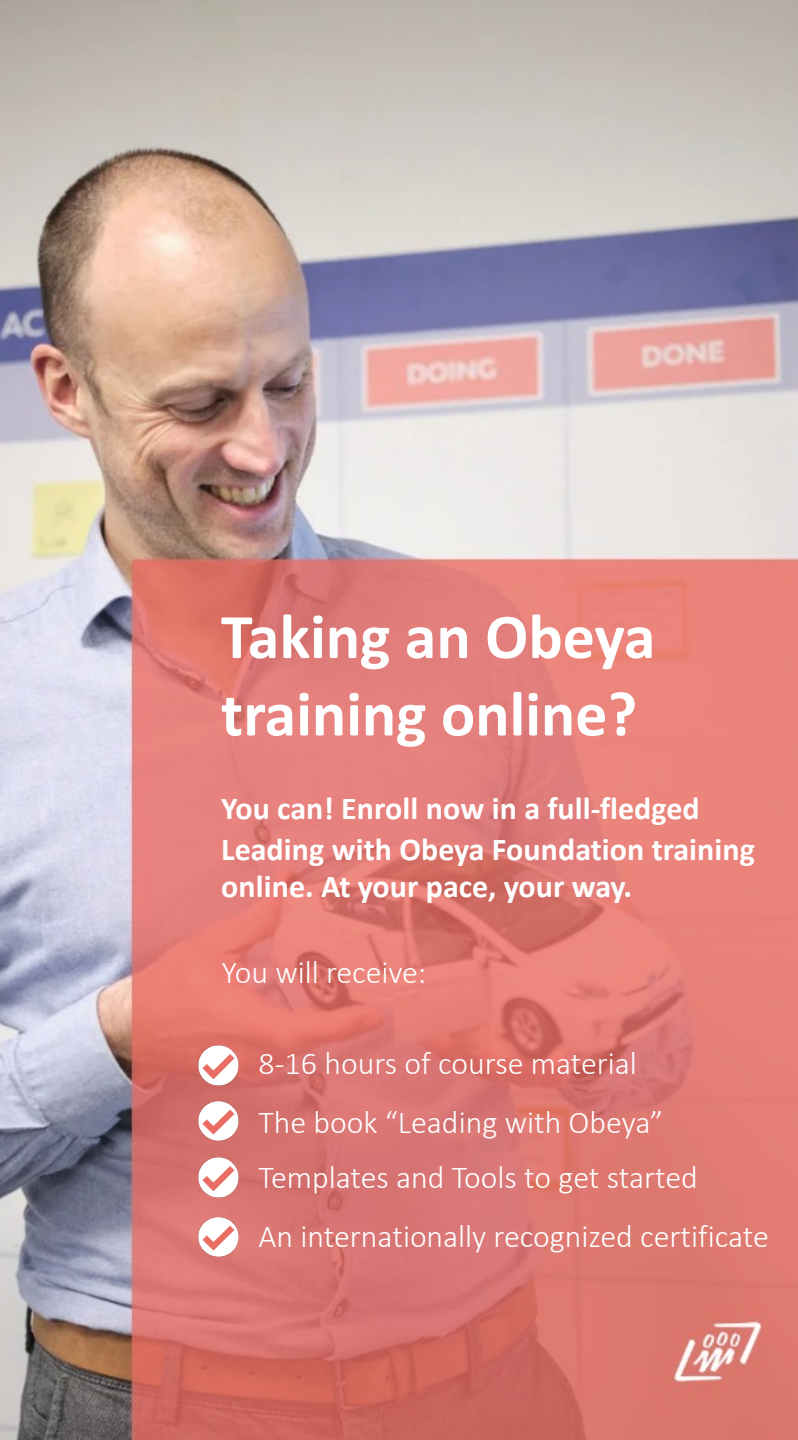
Read the book

[This book](#), written by Tim Wiegel, is the result of his research on leadership, psychology, Lean and Agile practices and describes a visual leadership approach in a physical space where leaders can practice and develop their craftsmanship.

Join the LWO Network

Looking to download the latest Leading With Obeya (LWO) templates & materials, attend events with insightful speakers and learn from other LWO practitioners? [Sign up for our LWO Network](#)

Contact bertus@leadingwithobeya.com for questions about Digital Obeya's and setting-up the iObeya start templates.



Taking an Obeya training online?

You can! Enroll now in a full-fledged Leading with Obeya Foundation training online. At your pace, your way.

You will receive:

- ✓ 8-16 hours of course material
- ✓ The book "Leading with Obeya"
- ✓ Templates and Tools to get started
- ✓ An internationally recognized certificate



LWO Foundation E-Training

The purpose of the training

In this training, you learn how the Leading with Obeya method works. As a result, you can work effectively within a team that uses the method. You can start with our Foundation e-Training for an amount of €695,- (excl. VAT).

Results

- ✓ You will have an understanding of the principles behind Obeya.
- ✓ You will have the knowledge and skills to use Obeya.
- ✓ You will know what is needed to get started with Obeya.
- ✓ You will have experience in setting up an Obeya according to the Leading with Obeya method.

Interested or need more information? [Visit our website](#)





Contact

Leading with Obeya

Transistorstraat 91-27
1322 CL Almere
085 - 060 94 11

info@leadingwithobeya.com
www.leadingwithobeya.com
[Linkedin.com/obeyacoaching](https://www.linkedin.com/company/obeyacoaching)
[Linkedin.com/leadingwithobeya](https://www.linkedin.com/company/leadingwithobeya)